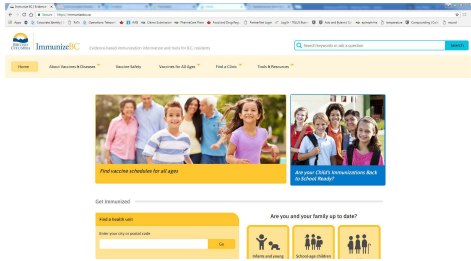
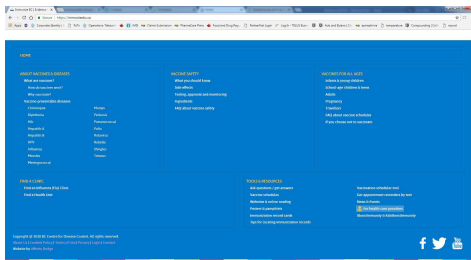


How to Register and/or Update your Pharmacy/Flu Clinic Information on ImmunizeBC

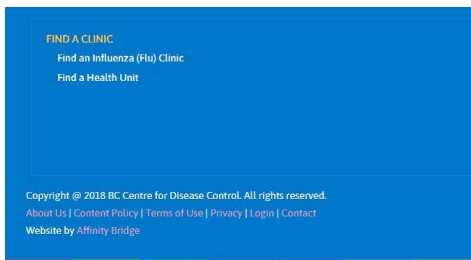
Please follow the steps below to register and/or update your information on the ImmunizeBC Flu Clinic locator.



Visit <https://immunizebc.ca/>



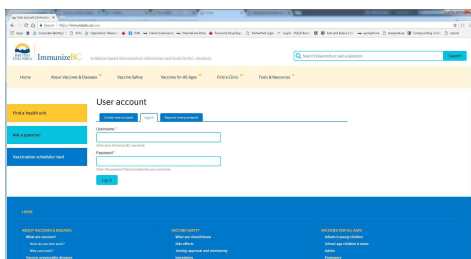
Scroll to the very bottom of the home page.



On the bottom left corner, click on [Login](#)

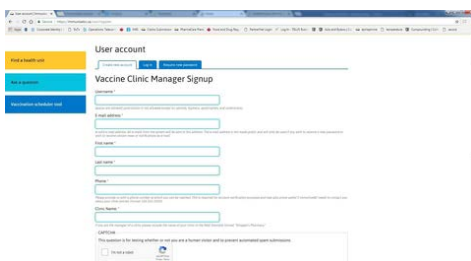
This will direct you to the [User Account](#) page (see next image)

Alternatively, visit <https://immunizebc.ca/user>



If you already have an account, enter your account details to login and update your flu clinic and/or pharmacy information, especially your clinic end date. **Your location will not be listed if this date has occurred in the past.**

Please also make sure to include all relevant details including any age restrictions, if applicable, in the free-form spaces provided.



If you don't have an account, click on the [Create New Account](#) tab and follow on-screen instructions.

Health authorities and public health units use the ImmunizeBC Flu Clinic Locator when referring patients to community pharmacies. Please ensure that your information on the site is up to date once registered.