

# COVID-19 – Barrier ideas for pharmacy and stores

We have compiled some images to show what some pharmacies and retail stores are doing to help with appropriate social distancing keeping staff and the public safe.

## **Some examples include:**

- X's appropriately spaced on the ground using tape or large stickers/notes
- Tape or rope at chest level across consultation booths
- Tape on ground to mark 2 meters (6 feet) away from dispensary and other staff areas
- Signage to inform patients
- Place a table or other form of a distance barrier in front of the dispensary area that is sturdy and the same level as counters to add distance
- Clear Plastic drop sheet to cover dispensary to protect staff from customers

## **Other points to consider:**

- Limiting the number of people in-store at one time –
  - have a safe area outside of the store for people to wait (ensure they can still maintain social distance of 2 meters (6 feet))
  - Mark the area with tape on the ground and have a staff member (perhaps using a number clicker to count) to manage entry
- Mandatory hand sanitizer usage before entering the store
- Designated specific hours for those in your community that are more vulnerable (i.e., seniors and immunosuppressed)
  - Example, allot the first hour of the day for this

See the next few pages for images!


**Yes, it looks different in our store.**




**To protect our patients and staff, we have temporarily installed physical barriers to support social distancing so we can continue to help you with your health and medications during these challenging times.**

**Thank you for your understanding.**









# Other ideas



